

SuHiMar

SUMINISTROS HIDRAULICOS



**TERMINALES LATIGUILLOS
AIRE ACONDICIONADO**

**TUERCA LOCA
ROSCA SAE**



Rosca	Tuberia
5/8	5/16
3/4	13/32
7/8	1/2
1"1/16	5/8

**CODO 45°
TUERCALOCA
ROSCA SAE**




Rosca	Tuberia
5/8	5/16
3/4	13/32
7/8	1/2
1"1/16	5/8

**CODO 90°
TUERCA LOCA
ROSCA SAE**



Rosca	Tuberia
5/8	5/16
3/4	13/32
7/8	1/2
1"1/16	5/8

MANGUERA CARGA FREON



**MACHO GIRATORIO
O'RING**



Rosca	Tuberia
5/8	5/16
3/4	13/32
7/8	1/2
1"1/16	5/8

**CODO 45°
MACHO GIRATORIO
O'RING**



Rosca	Tuberia
5/8	5/16
3/4	13/32
7/8	1/2
1"1/16	5/8

**CODO 90°
MACHO GIRATORIO
O'RING**



Rosca	Tuberia
5/8	5/16
3/4	13/32
7/8	1/2
1"1/16	5/8

**ENCHUFE RAPIDO
CARGA FREON**

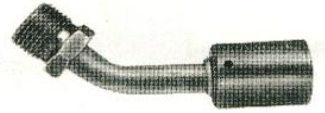


**MACHO FIJO
O'RING**




Rosca	Tuberia
5/8	5/16
3/4	13/32
7/8	1/2
1"1/16	5/8

**CODO 45°
MACHO FIJO
O'RING**



Rosca	Tuberia
5/8	5/16
3/4	13/32
7/8	1/2
1"1/16	5/8

**CODO 90°
MACHO FIJO
O'RING**



Rosca	Tuberia
5/8	5/16
3/4	13/32
7/8	1/2
1"1/16	5/8

**TUERCA LOCA
O'RING**



Rosca	Tuberia
5/8	5/16
3/4	13/32
7/8	1/2
1"1/16	5/8

**CODO 45°
TUERCA LOCA
O'RING**



Rosca	Tuberia
5/8	5/16
3/4	13/32
7/8	1/2
1"1/16	5/8

**CODO 90°
TUERCA LOCA
O'RING**



Rosca	Tuberia
5/8	5/16
3/4	13/32
7/8	1/2
1"1/16	5/8

**JUNTA TORICA
O'RING**



TUERCA LOCA
O'RING
C/ VALVULA R-134



Rosca	Tuberia
5/8	5/16
3/4	13/32
7/8	1/2
1"1/16	5/8

CODO 45°
TUERCA LOCA
O'RING
C/ VALVULA R-134



Rosca	Tuberia
5/8	5/16
3/4	13/32
7/8	1/2
1"1/16	5/8

CODO 90°
TUERCA LOCA
O'RING
C/ VALVULA R-134



Rosca	Tuberia
5/8	5/16
3/4	13/32
7/8	1/2
1"1/16	5/8

TUERCA LOCA
ROTALOCK



Rosca	Tuberia
Rotalock	13/32
Rotalock	1/2
Rotalock	5/8

CODO 45°
TUERCA LOCA
ROTALOCK



Rosca	Tuberia
Rotalock	13/32
Rotalock	1/2
Rotalock	5/8

CODO 90°
TUERCA LOCA
ROTALOCK



Rosca	Tuberia
Rotalock	13/32
Rotalock	1/2
Rotalock	5/8

CODO 90°
COMPACTO
TUERCA LOCA
ROTALOCK



Rosca	Tuberia
Rotalock	13/32
Rotalock	1/2
Rotalock	5/8

**TUERCA LOCA
ROTALOCK
C/ VALVULA R-134**



Rosca	Tuberia
-------	---------

Rotalock	13/32
Rotalock	1/2
Rotalock	5/8

**CODO 45°
TUERCA LOCA
ROTALOCK
C/ VALVULA R-134**



Rosca	Tuberia
-------	---------

Rotalock	13/32
Rotalock	1/2
Rotalock	5/8

**CODO 90°
TUERCA LOCA
ROTALOCK
C/ VALVULA R-134**



Rosca	Tuberia
-------	---------

Rotalock	13/32
Rotalock	1/2
Rotalock	5/8

**CODO 90°
COMPACTO
TUERCA LOCA
ROTALOCK
C/ VALVULA R-134**



Rosca	Tuberia
-------	---------

Rotalock	13/32
Rotalock	1/2
Rotalock	5/8

UNION



Tuberia

5/16
13/32
1/2
5/8

**UNION
C/ VALVULA R-12**



Tuberia

5/16
13/32
1/2
5/8

**UNION
C/ VALVULA R-134**



Tuberia

5/16
13/32
1/2
5/8

**VALVULA CONVERSOR
R-12 / R-134**



MACHO FORD



Tuberia

5/16

13/32

1/2

5/8

**CODO 45°
MACHO FORD**



Tuberia

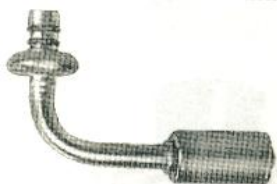
5/16

13/32

1/2

5/8

**CODO 90°
MACHO FORD**



Tuberia

5/16

13/32

1/2

5/8

HEMBRA FORD



Tuberia

5/16

13/32

1/2

5/8

**CODO 45°
HEMBRA FORD**



Tuberia


5/16

13/32

1/2

5/8

**CODO 90°
HEMBRA FORD**



Tuberia

5/16

13/32

1/2

5/8